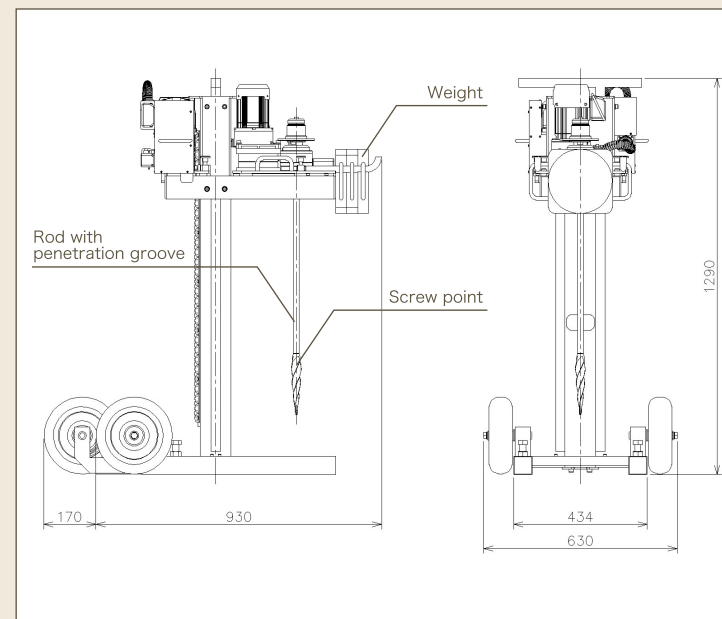


Specifications

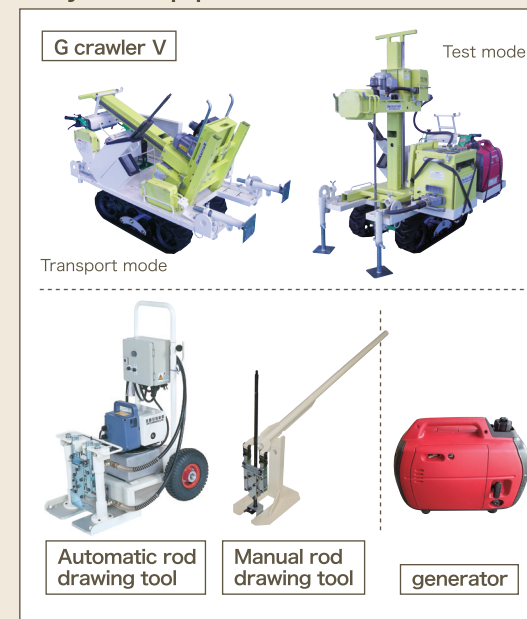
Test Method	Automatic penetration test using control and based on the Swedish sounding test method	Automatic penetration test using control and based on the Screw driving test method
Changing of Test Load	6 level (0.05, 0.15, 0.25, 0.50, 0.75, 1.0kN) 4 level (0.25, 0.50, 0.75, 1.0kN)	11 level (0.05, 0.10, 0.15, 0.20, 0.25, 0.38, 0.50, 0.63, 0.75, 0.88, 1.0kN) 7 level (0.25, 0.38, 0.50, 0.63, 0.75, 0.88, 1.0kN)
Test Data Contents	Information (Date, time, No.) Tast data (Penetration amount, load, half-rotations, etc)	Information (Date, time, No.) Tast data (Penetration amount, Rod rotation torque, Load, etc)
Data Storage Capacity	50 Points (Total 5000m)	10 Points (Total 50m)
Chucking Method	Rods are Chucked automatically and chuck is released manually	
Penetration Rod	φ19mm×750mm	
Max. Rotation Speed	Approx. 25rpm	
Max. Rotation Torque	210Nm	
Max. Penetration Speed	160mm/sec.	
Load sensor / Torque sensor	Strain gage type load sensor · Strain gage type torque sensor	
Load Control	Load feedback control using load sensor	
Control System	Microcomputer control (32-bit)	
Tast Data Output	Printed by internal printer Output to Compact Flash	
Machine Dimensions	W630×D930(1100)×H1290 ()during testing 1.05kN (No weights) 1.49kN (With weights)	
Control Unit Dimension	W118×D349.5×H459 245N	
Power source specification	Eng. Generator (AC100V 16kW)	
Use Temperature	0-45°C	

Outside dimension

Unit: mm



System up product



SDS test is developed by TOKYO CITY UNIVERSITY, JAPAN HOME SHIELD CORPORATION, and NITTOSEIKO CO., LTD.
JAPAN HOME SHIELD CORPORATION analyzes SDS test result.

NITTOSEIKO CO.,LTD.

Control System Division

30, Nogamibata, Nobu, Ayabe city, kyoto 623-0041, Japan
Global Sales Section / TEL : +81-773-43-1412
URL : <https://www.nittoseiko.co.jp/>

● Specifications are changed without notice for the purpose of improvement of functions.

GeoKarte III

New technology machine for **SWS** and **SDS** test



GeoKarte III SDS type F

CLASSIFICATION OF SOIL

LOW RUNNING COST

HIGH ACCURACY

EASY OPERATION

2 in 1 equipment of SWS test and SDS test

Swedish Weight Sounding Test

Screw Driving Sounding Test

Rod-lock mechanism prevent slipping

Rod is chucked automatically, easily and steadily. Do not need any tool for extension of rod. Chucking is released by one-touch.

Built-in load sensor

It maintains accuracy of inspection load by feed-back operation.

Built-in torque sensor



It enables precise measurement of torque for ground penetration.

Enough torque & Available for drawing rod (Approx. 1.5kN)

Available for drawing rod easily.

Large color LCD

SDS	Rotation	Measure
Load W	= 0.50 [kN]	
Sink St	= 0037 [cm]	
Torque T	= 12.34 [Nm]	
Least Torque	= 1.23 [Nm]	
observation	= Stone	
Measure wait	= 0 [x10ms]	
TQ measure pulse	= 36 [Pulse]	
Next TQ measure	= 0050 [cm]	

Easy to read, and available for confirming content of operation timely.

Data transfer by compact flash

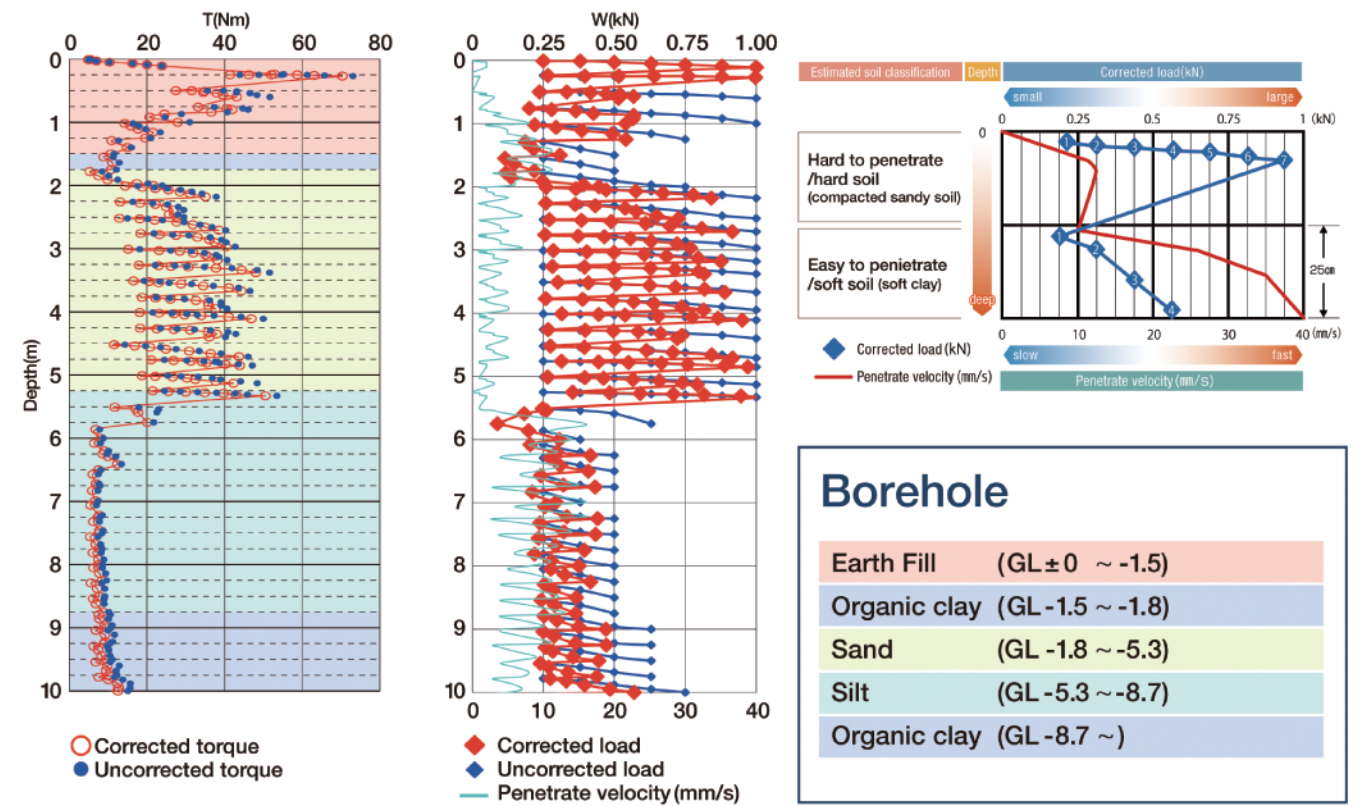


High performance control box

This realizes stable operation due to computer control. To indicate inspection procedure on the LCD makes easy operation.

01 Automated test and record

Example of primary data of SDS test. Penetration volume, load, torque, and sinking speed are recorded correctly.



02 It reduces hard work, and improves work efficiency.

Mounting and dismounting of weight by hand are not required due to computerized control when changing the load. Hard work as in the past is not required any more.

03 Excellent safety structure

Lifting part has fall prevention structure. Low height, and safety structure with hard-to-fall.

04 Build block structure is easy to carry

Easy assembling and disassembling. Available for carrying into the narrow space.

